





















SPOTlight: School Year 2023-2024
School District of Philadelphia - School Performance Outcomes Table
Superintendent Tony B. Watlington, Sr. Ed.D.

CONDITIONS FOR SUCCESS						
Metric Name	2021-22 Results	2022-23 Results	2022-23 Progress	2022-23 Results	2023-24 Results	2023-24 Progress
Student Attendance	57.3%	60.0%	+2.7 %-pts 	60.0%	61.1%	+1.1 %-pts 
Teacher Attendance	77.5%	83.5%	+6.0 %-pts 	83.5%	83.4%	-0.1 %-pts 
Student Dropouts (Grades 7-12)	3,917	3,652	-265 	3,652	2,504	-1,148 
Graduation Rate (4-Year Cohort)	71.2%	74.1%	+2.9 %-pts 	74.1%	77.5%	+3.4 %-pts 
ACADEMIC GOALS						
Metric Name	2021-22 Results	2022-23 Results	2022-23 Progress	2022-23 Results	2023-24 Results	2023-24 Progress
Goals 1-3: Grades 3-8	PSSA/PASA Proficient or Advanced					
Grade 3 Reading	28.1%	31.0%	+2.9 %-pts 	31.0%	34.3%	+3.3 %-pts 
Grade 3 - 8 Reading	34.4%	34.0%	-0.4 %-pts 	34.0%	34.0%	+0.0 %-pts 
Grade 3 Math	20.8%	26.5%	+5.7 %-pts 	26.5%	27.4%	+0.9 %-pts 
Grade 3 - 8 Math	16.5%	20.7%	+4.2 %-pts 	20.7%	22.0%	+1.3 %-pts 
Grade 4 and 8 Science	37.1%	40.2%	+3.1 %-pts 	40.2%	40.4%	+0.2 %-pts 
Metric Name	2018-19 Results*	2022-23 Results	2022-23 Progress	2022-23 Results	2023-24 Results	2023-24 Progress
Goal 4: Best by 11th Grade	Keystone Proficient or Advanced					
Algebra 1	36.3%	30.1%	-6.2 %-pts 	30.1%	27.2%	-2.9 %-pts 
Biology	34.9%	31.4%	-3.5 %-pts 	31.4%	32.3%	+0.9 %-pts 
Literature	47.6%	53.9%	+6.3 %-pts 	53.9%	51.9%	-2.0 %-pts 
* Due to COVID-19 pandemic-related test cancellations and exemptions, Keystone results for 2022-23 are compared to pre-pandemic (2018-19) performance.						
Metric Name	2021-22 Results	2022-23 Results	2022-23 Progress	2022-23 Results	2023-24 Results	2023-24 Progress
Goal 5: Grade 12 CTE	NOCTI Competent or Advanced					
NOCTI	43.4%	49.1%	+5.7 %-pts 	49.1%	56.9%	+7.8 %-pts 

SPOTlight Legend:  Improving  Maintaining  Not Improving